

FCS & FCSC 500/1000 Series

Technical Data:

Aluminum

- Extrusion – C/S uses multiple alloys & tempers which are established to be the most appropriate for the given use of individual parts. Will be one of the following: (6063-T5, T6, T52) (6061-T5, T6, T51) (6105-T5, T6) (6005-T5) (6005A-T5, T61), ASTM B221

Primary Seal

- Single Durometer 70 Shore A, ASTM D2000
- Available in 4 colors.

Product Description:

This single gasket, ceiling cover is ideal for applications where minimal visual impact is preferred. These models are also designed to match select wall covers.

Use This Cover For:

- Ceiling applications to align with and match select wall covers.
- Suitable for acoustical tile ceiling construction frame configuration variable to suit flat and corner applications.
- Where hygiene is important.

Performance Characteristics:

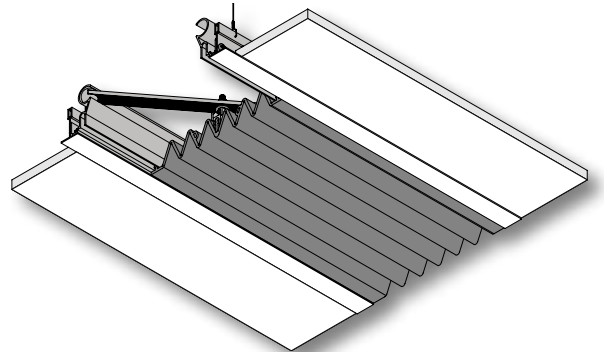
The Santoprene™ gasket has edges designed to lock into the aluminum side frames. This prevents hairline gaps from opening between the gasket and frame ensuring a hygienic seal. The center section of the gasket is ribbed to allow for movement up to 200%. The gaskets are supported with an aluminum center mullion and turnbars (7" and larger).

Standard Finishes:

Mill finish on any exposed aluminum. Gasket is available in Black, White, Gray, & Greige.

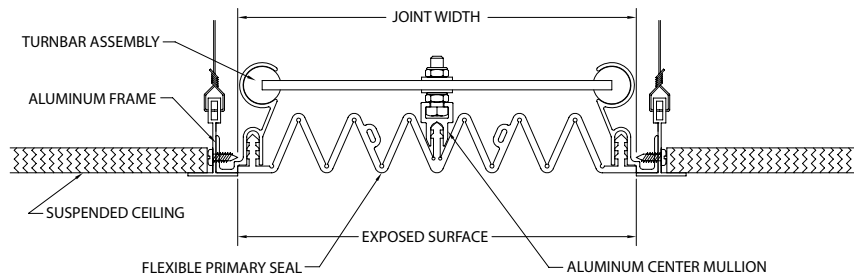
Installation Guidelines:

Attach the retainer to the ceiling with fasteners supplied by C/S. Insert the edges of the primary seal into the retainer. For the complete installation instructions, please visit www.c-sgroup.com.

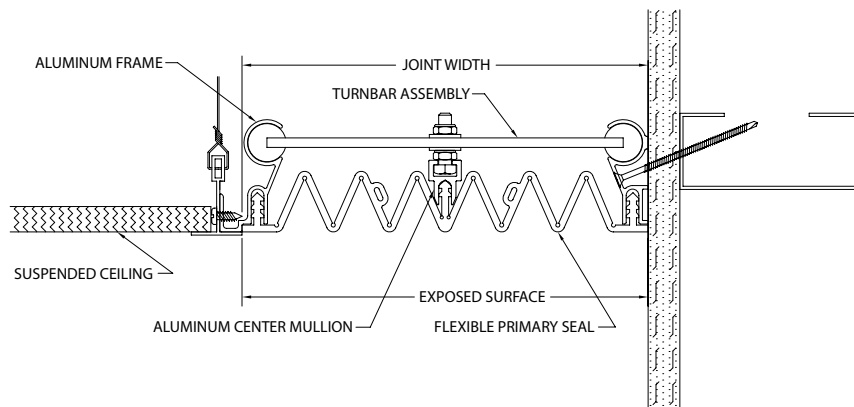


MODEL	JOINT WIDTH	MINIMUM OPENING	MAXIMUM OPENING	EXPOSED SURFACE	BLOCKOUT WIDTH	BLOCKOUT HEIGHT
FCS-500	5.00" (127mm)	1.75" (44mm)	10.00" (254mm)	5.00" (127mm)	N/A	N/A
FCS-600	6.00" (152mm)	1.75" (44mm)	12.00" (305mm)	6.00" (152mm)	N/A	N/A
FCS-700	7.00" (178mm)	2.50" (64mm)	14.00" (356mm)	7.00" (178mm)	N/A	N/A
FCS-800	8.00" (203mm)	2.50" (64mm)	16.00" (406mm)	8.00" (203mm)	N/A	N/A
FCS-900	9.00" (229mm)	2.50" (64mm)	18.00" (457mm)	9.00" (229mm)	N/A	N/A
FCS-1000	10.00" (254mm)	2.50" (64mm)	20.00" (508mm)	10.00" (254mm)	N/A	N/A
FCSC-500	5.00" (127mm)	1.75" (44mm)	10.00" (254mm)	5.00" (127mm)	N/A	N/A
FCSC-600	6.00" (152mm)	1.75" (44mm)	12.00" (305mm)	6.00" (152mm)	N/A	N/A
FCSC-700	7.00" (178mm)	2.50" (64mm)	14.00" (356mm)	7.00" (178mm)	N/A	N/A
FCSC-800	8.00" (203mm)	2.50" (64mm)	16.00" (406mm)	8.00" (203mm)	N/A	N/A
FCSC-900	9.00" (229mm)	2.50" (64mm)	18.00" (457mm)	9.00" (229mm)	N/A	N/A
FCSC-1000	10.00" (254mm)	2.50" (64mm)	20.00" (508mm)	10.00" (254mm)	N/A	N/A

NOTE: No turnbar required for 5" and 6" models.



FCS



FCSC